

## 20" REMOTE CONTROLLED THERMOSTATIC RECESSED CEILING MOUNT WATERFALL MIST RAINFALL MUSICAL SHOWER SYSTEM WITH BODY JETS AND HANDHELD SHOWER SPECIFICATIONS

### Shower Head

Shower Head 3 Functions: Waterfall, Rainfall & Mist

Shower head size: 20 x 20 inch

Each function run all together and separately

Music and LED light work by electronic

All Metal Material: Solid Brass; Stainless Steel (top showerhead, hose)


Shower Head Mounting: Flush on ceiling

Hand Spray Hose: 59 inch

Water flow: 2.5 GPM ~ 5.5 GPM

Water pressure: 0.3 MPA ~ 1 MPA

Water pipe lines: 3/4 inch water pipes for the hot and cold water mixer inlet, the others are 1/2 inch



### 304 Stainless Steel

Speaker×2 『500×500mm』

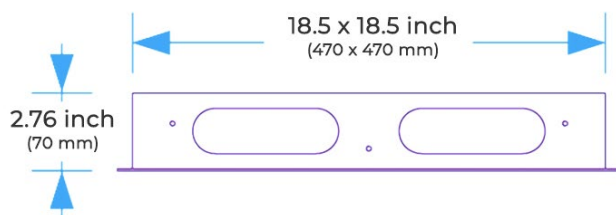
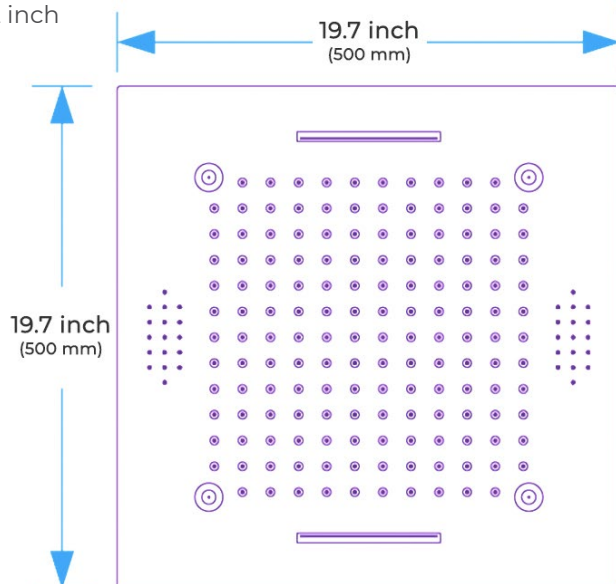
Mist×4

Waterfall×2

Rainfall



Water Pressure: 0.3-0.5MPA  
Shower Flow Rate: 9-25L/min


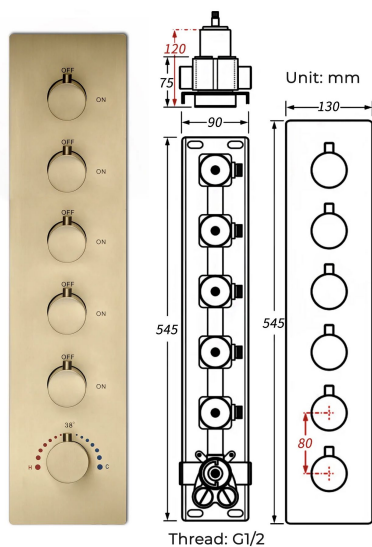


Product shown is only for installation display purpose



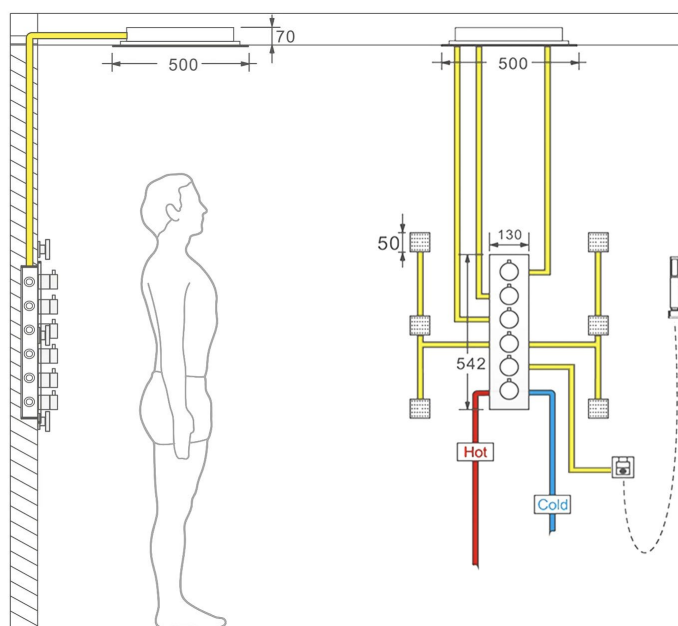
All dimensions and specifications are nominal and may vary. Use actual products for accuracy in critical situations.

## Shower Mixer



Product shown is only for installation display purpose

## Shower Mixer Connections



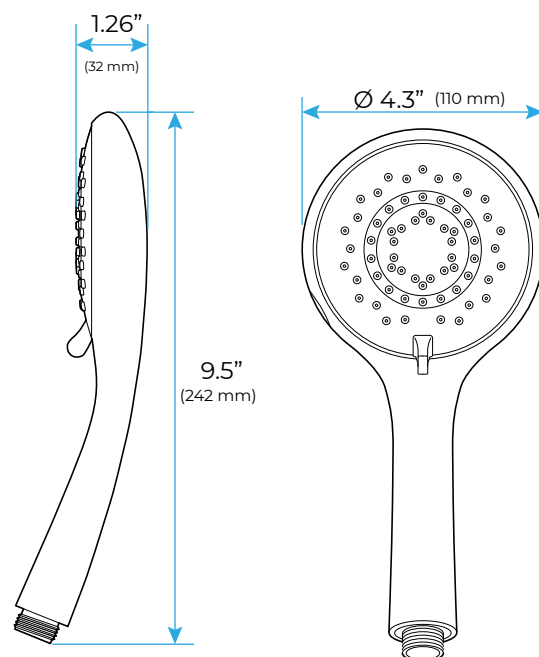
Unit: mm

Cold water

Hot water

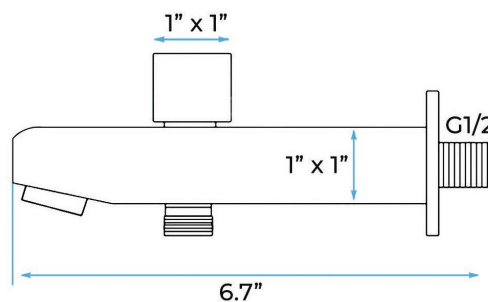
Mixer water

## Hand Shower

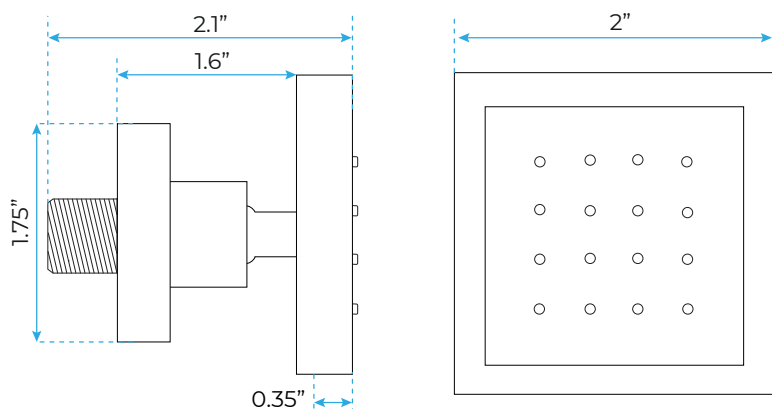


Flow Rate: 2.0 GPM / 7.6 LPM

## Spout



## Body Jet



Thread Interface Size: G 1/2 Inch

Type: Fixed Rotatable Type

Installation Type: Wall Mounted

Material: Brass

Feature: Can rotate 360 degrees

Flow Rate: 1.5 GPM / 5.7 LPM (each Bodyspray)